



MONTHLY STATEMENT OF THE PUBLIC DEBT OF THE UNITED STATES

MARCH 31, 2007

(Details may not add to totals)

TABLE I -- SUMMARY OF TREASURY SECURITIES OUTSTANDING, MARCH 31, 2007

(Millions of dollars)			
Title	Amount Outstanding		Totals
	Debt Held By the Public	Intragovernmental Holdings	
Marketable:			
Bills.....	1,029,109	3,987	1,033,096
Notes.....	2,467,393	1,097	2,468,490
Bonds.....	540,372	123	540,495
Treasury Inflation-Protected Securities.....	412,515	190	412,706
Federal Financing Bank ¹	0	14,000	14,000
Total Marketable ^a	<u>4,449,390</u>	<u>19,397 ²</u>	<u>4,468,787</u>
Nonmarketable:			
Domestic Series.....	29,995	0	29,995
Foreign Series.....	3,486	0	3,486
R.E.A. Series.....	1	0	1
State and Local Government Series.....	281,928	0	281,928
United States Savings Securities.....	200,335	0	200,335
Government Account Series.....	82,920	3,776,328	3,859,248
Other.....	5,886	0	5,886
Total Nonmarketable ^b	<u>604,550</u>	<u>3,776,328</u>	<u>4,380,878</u>
Total Public Debt Outstanding.....	<u>5,053,940</u>	<u>3,795,725</u>	<u>8,849,665</u>

TABLE II -- STATUTORY DEBT LIMIT, MARCH 31, 2007

(Millions of dollars)			
Title	Amount Outstanding		Totals
	Debt Held By the Public ¹⁹	Intragovernmental Holdings	
Debt Subject to Limit: ¹⁹			
Public Debt Outstanding.....	5,053,940	3,795,725	8,849,665
Less Amounts Not Subject to Limit:			
Other Debt Not Subject to Limit.....	504	0	504
Unamortized Discount ³	32,900	41,599	74,499
Federal Financing Bank ¹	0	14,000	14,000
Total Public Debt Subject to Limit.....	<u>5,020,536</u>	<u>3,740,127</u>	<u>8,760,663</u>
Other Debt Subject to Limit:			
Guaranteed Debt of Government Agencies ⁴	72	0	72
Total Public Debt Subject to Limit.....	<u>5,020,608</u>	<u>3,740,127</u>	<u>8,760,735</u>
Statutory Debt Limit ⁵			<u>8,965,000</u>
Balance of Statutory Debt Limit.....			<u>204,265</u>

COMPILED AND PUBLISHED BY
THE BUREAU OF THE PUBLIC DEBT

www.TreasuryDirect.gov

TABLE III - DETAIL OF TREASURY SECURITIES OUTSTANDING, MARCH 31, 2007

Loan Description	Issue Date	Payable	Callable	Interest Payable	Amount in Millions of Dollars			
					Issued	Retired	Inflation Adj.	Outstanding
Marketable:								
Treasury Bills (Maturity Value):	6 d							
CUSIP:	Yield:							
912795ZA2	4.825	10/05/06	04/05/07	04/05/07	21,445	0	0	73,560
912795ZA2	4.930	01/04/07			24,081			
912795ZA2	5.140	03/08/07			28,034			
912795ZB0	4.890	10/12/06	04/12/07	04/12/07	21,586	0	0	73,464
912795ZB0	4.940	01/11/07			23,893			
912795ZB0	5.160	03/15/07			27,985			
912795TX9	5.070	03/30/07	04/16/07	04/16/07	17,000	0	0	17,000
912795ZC8	4.935	10/19/06	04/19/07	04/19/07	21,355	0	0	73,501
912795ZC8	4.975	01/18/07			24,049			
912795ZC8	5.140	03/22/07			28,098			
912795ZD6	4.975	10/26/06	04/26/07	04/26/07	21,263	0	0	71,684
912795ZD6	4.995	01/25/07			24,218			
912795ZD6	5.130	03/29/07			26,203			
912795ZE4	4.955	11/02/06	05/03/07	05/03/07	21,453	0	0	45,609
912795ZE4	5.010	02/01/07			24,156			
912795ZF1	4.980	11/09/06	05/10/07	05/10/07	21,534	0	0	48,284
912795ZF1	5.010	02/08/07			26,750			
912795ZG9	4.955	11/16/06	05/17/07	05/17/07	21,375	0	0	48,152
912795ZG9	5.025	02/15/07			26,777			
912795ZH7	4.940	11/24/06	05/24/07	05/24/07	21,252	0	0	49,418
912795ZH7	5.035	02/22/07			28,166			
912795ZJ3	4.935	11/30/06	05/31/07	05/31/07	22,627	0	0	51,899
912795ZJ3	5.035	03/01/07			29,273			
912795ZK0	4.840	12/07/06	06/07/07	06/07/07	22,789	0	0	51,951
912795ZK0	4.965	03/08/07			29,162			
912795ZL8	4.865	12/14/06	06/14/07	06/14/07	22,752	0	0	51,856
912795ZL8	4.965	03/15/07			29,104			
912795ZM6	4.885	12/21/06	06/21/07	06/21/07	21,333	0	0	49,095
912795ZM6	4.930	03/22/07			27,762			
912795ZN4	4.900	12/28/06	06/28/07	06/28/07	21,243	0	0	47,844
912795ZN4	4.925	03/29/07			26,600			
912795ZP9	4.900	01/04/07	07/05/07	07/05/07	19,915	0	0	19,915
912795ZQ7	4.920	01/11/07	07/12/07	07/12/07	19,894	0	0	19,894
912795ZR5	4.950	01/18/07	07/19/07	07/19/07	19,865	0	0	19,865
912795ZS3	4.965	01/25/07	07/26/07	07/26/07	19,908	0	0	19,908
912795ZT1	4.980	02/01/07	08/02/07	08/02/07	19,955	0	0	19,955
912795ZU8	4.955	02/08/07	08/09/07	08/09/07	21,304	0	0	21,304
912795ZV6	4.965	02/15/07	08/16/07	08/16/07	21,251	0	0	21,251
912795ZW4	4.950	02/22/07	08/23/07	08/23/07	22,596	0	0	22,596
912795ZX2	4.950	03/01/07	08/30/07	08/30/07	23,847	0	0	23,847
912795ZY0	4.855	03/08/07	09/06/07	09/06/07	23,865	0	0	23,865
912795ZZ7	4.920	03/15/07	09/13/07	09/13/07	23,825	0	0	23,825
912795A27	4.910	03/22/07	09/20/07	09/20/07	22,444	0	0	22,444
912795A35	4.875	03/29/07	09/27/07	09/27/07	21,108	0	0	21,108
Total Unmatured Treasury Bills.....					1,033,096	0	0	1,033,096
Total Matured Treasury Bills.....					*	0	0	*
Total Treasury Bills.....					1,033,096	0	0	1,033,096

TABLE III - DETAIL OF TREASURY SECURITIES OUTSTANDING, MARCH 31, 2007 -- Continued

Loan Description	Issue Date	Payable	Callable	Interest Payable ²⁰	Amount in Millions of Dollars				
					Issued	Retired	Inflation Adj.	Outstanding	
Marketable, Treasury Notes:									
Treasury Notes: 7 e									
CUSIP:	Series:	Interest Rate:							
912828DS6	Q	3.625	05/02/05	04/30/07	10/31-04/30	31,998	0	0	31,998
9128272U5	C	6.625	05/15/97	05/15/07	11/15-05/15	13,958	0	0	13,958
912828AC4	E	4.375	05/15/02	05/15/07	11/15-05/15	24,351	0	0	24,351
912828CG3	J	3.125	05/17/04	05/15/07	11/15-05/15	27,564	0	0	27,564
912828DW7	R	3.500	05/31/05	05/31/07	11/30-05/31	29,119	0	0	29,119
912828DY3	S	3.625	06/30/05	06/30/07	12/31-06/30	26,664	0	0	26,664
912828EB2	T	3.875	08/01/05	07/31/07	01/31-07/31	25,870	0	0	25,870
9128273E0	D	6.125	08/15/97	08/15/07	02/15-08/15	25,637	0	0	25,637
912828AH3	F	3.250	08/15/02	08/15/07	02/15-08/15	25,411	0	0	25,411
912828CR9	K	2.750	08/16/04	08/15/07	02/15-08/15	24,674	0	0	24,674
912828EF3	U	4.000	08/31/05	08/31/07	02/28-08/31	26,671	0	0	26,671
912828EH9	V	4.000	09/30/05	09/30/07	03/31-09/30	26,591	0	0	26,591
912828EK2	W	4.250	10/31/05	10/31/07	04/30-10/31	26,553	0	0	26,553
912828AN0	G	3.000	11/15/02	11/15/07	05/15-11/15	50,620	0	0	50,620
912828EP1	X	4.250	11/30/05	11/30/07	05/31-11/30	26,667	0	0	26,667
912828ER7	Y	4.375	01/03/06	12/31/07	06/30-12/31	26,667	0	0	26,667
912828EU0	R	4.375	01/31/06	01/31/08	07/31-01/31	27,168	0	0	27,168
9128273X8	B	5.500	02/17/98	02/15/08	08/15-02/15	13,583	0	0	13,583
912828AT7	E	3.000	02/18/03	02/15/08	08/15-02/15	27,489	0	0	27,489
912828DK3	M	3.375	02/15/05	02/15/08	08/15-02/15	23,885	0	0	23,885
912828EY2	S	4.625	02/28/06	02/29/08	08/31-02/28	26,504	0	0	26,504
912828EZ9	T	4.625	03/31/06	03/31/08	09/30-03/31	26,842	0	0	26,842
912828FC9	U	4.875	05/01/06	04/30/08	10/31-04/30	26,837	0	0	26,837
9128274F6	C	5.625	05/15/98	05/15/08	11/15-05/15	27,191	0	0	27,191
912828AZ3	F	2.625	05/15/03	05/15/08	11/15-05/15	33,338	0	0	33,338
912828DT4	N	3.750	05/16/05	05/15/08	11/15-05/15	26,708	0	0	26,708
912828FG0	V	4.875	05/31/06	05/31/08	11/30-05/31	25,933	0	0	25,933
912828FJ4	W	5.125	06/30/06	06/30/08	12/31-06/30	26,499	0	0	26,499
912828FM7	X	5.000	07/31/06	07/31/08	01/31-07/31	26,429	0	0	26,429
912828BG4	G	3.250	08/15/03	08/15/08	02/15-08/15	21,357	0	0	21,357
912828EC0	P	4.125	08/15/05	08/15/08	02/15-08/15	20,291	0	0	20,291
912828FR6	Y	4.875	08/31/06	08/31/08	02/28-08/31	26,504	0	0	26,504
912828BK5	H	3.125	09/15/03	09/15/08	03/15-09/15	16,002	0	0	16,002
912828FT2	Z	4.625	10/02/06	09/30/08	03/31-09/30	24,499	0	0	24,499
912828BM1	J	3.125	10/15/03	10/15/08	04/15-10/15	15,996	0	0	15,996
912828FV7	AA	4.875	10/31/06	10/31/08	04/30-10/31	22,728	0	0	22,728
9128274V1	D	4.750	11/16/98	11/15/08	05/15-11/15	25,083	0	0	25,083
912828BQ2	K	3.375	11/17/03	11/15/08	05/15-11/15	18,181	0	0	18,181
912828EL0	Q	4.375	11/15/05	11/15/08	05/15-11/15	21,450	0	0	21,450
912828FZ8	AB	4.625	11/30/06	11/30/08	05/31-11/30	24,338	0	0	24,338
912828BT6	L	3.375	12/15/03	12/15/08	06/15-12/15	16,000	0	0	16,000
912828GB0	AC	4.750	01/02/07	12/31/08	06/30-12/31	24,817	0	0	24,817
912828BV1	D	3.250	01/15/04	01/15/09	07/15-01/15	16,003	0	0	16,003
912828GE4	V	4.875	01/31/07	01/31/09	07/31-01/31	22,976	0	0	22,976
912828BZ2	E	3.000	02/17/04	02/15/09	08/15-02/15	17,434	0	0	17,434
912828EV8	R	4.500	02/15/06	02/15/09	08/15-02/15	22,309	0	0	22,309
912828GJ3	W	4.750	02/28/07	02/28/09	08/31-02/29	23,038	0	0	23,038
912828CC2	F	2.625	03/15/04	03/15/09	09/15-03/15	16,001	0	0	16,001
912828CE8	G	3.125	04/15/04	04/15/09	10/15-04/15	16,003	0	0	16,003
9128275G3	B	5.500	05/17/99	05/15/09	11/15-05/15	14,795	0	0	14,795
912828CH1	H	3.875	05/17/04	05/15/09	11/15-05/15	18,060	0	0	18,060
912828FE5	S	4.875	05/15/06	05/15/09	11/15-05/15	27,380	0	0	27,380
912828CL2	J	4.000	06/15/04	06/15/09	12/15-06/15	15,005	0	0	15,005
912828CN8	K	3.625	07/15/04	07/15/09	01/15-07/15	15,005	0	0	15,005
9128275N8	C	6.000	08/16/99	08/15/09	02/15-08/15	27,400	0	0	27,400
912828CS7	L	3.500	08/16/04	08/15/09	02/15-08/15	17,295	0	0	17,295
912828FP0	T	4.875	08/15/06	08/15/09	02/15-08/15	23,420	0	0	23,420
912828CV0	M	3.375	09/15/04	09/15/09	03/15-09/15	15,005	0	0	15,005
912828CX6	N	3.375	10/15/04	10/15/09	04/15-10/15	15,005	0	0	15,005
912828DB3	P	3.500	11/15/04	11/15/09	05/15-11/15	18,752	0	0	18,752

TABLE III - DETAIL OF TREASURY SECURITIES OUTSTANDING, MARCH 31, 2007 -- Continued

Loan Description	Issue Date	Payable	Callable	Interest Payable ²⁰	Amount in Millions of Dollars				
					Issued	Retired	Inflation Adj.	Outstanding	
Marketable, Treasury Notes--Continued:									
CUSIP:	Series:	Interest Rate:							
912828FX3	U	4.625	11/15/06	11/15/09	05/15-11/15	24,773	0	0	24,773
912828DE7	Q	3.500	12/15/04	12/15/09	06/15-12/15	15,002	0	0	15,002
912828DG2	E	3.625	01/18/05	01/15/10	07/15-01/15	15,005	0	0	15,005
9128275Z1	B	6.500	02/15/00	02/15/10	08/15-02/15	23,356	0	0	23,356
912828DL1	F	3.500	02/15/05	02/15/10	08/15-02/15	16,617	0	0	16,617
912828GG9	S	4.750	02/15/07	02/15/10	08/15-02/15	17,467	0	0	17,467
912828DP2	G	4.000	03/15/05	03/15/10	09/15-03/15	15,005	0	0	15,005
912828DR8	H	4.000	04/15/05	04/15/10	10/15-04/15	15,001	0	0	15,001
912828DU1	J	3.875	05/16/05	05/15/10	11/15-05/15	18,749	0	0	18,749
912828DX5	K	3.625	06/15/05	06/15/10	12/15-06/15	14,001	0	0	14,001
912828DZ0	L	3.875	07/15/05	07/15/10	01/15-07/15	13,001	0	0	13,001
9128276J6	C	5.750	08/15/00	08/15/10	02/15-08/15	22,438	0	0	22,438
912828ED8	M	4.125	08/15/05	08/15/10	02/15-08/15	14,963	0	0	14,963
912828EG1	N	3.875	09/15/05	09/15/10	03/15-09/15	13,001	0	0	13,001
912828EJ5	P	4.250	10/17/05	10/15/10	04/15-10/15	13,001	0	0	13,001
912828EM8	Q	4.500	11/15/05	11/15/10	05/15-11/15	15,961	0	0	15,961
912828EQ9	R	4.375	12/15/05	12/15/10	06/15-12/15	13,001	0	0	13,001
912828ES5	D	4.250	01/17/06	01/15/11	07/15-01/15	13,001	0	0	13,001
9128276T4	B	5.000	02/15/01	02/15/11	08/15-02/15	23,436	0	0	23,436
912828EX4	E	4.500	02/28/06	02/28/11	08/31-02/28	17,500	0	0	17,500
912828FA3	F	4.750	03/31/06	03/31/11	09/30-03/31	17,498	0	0	17,498
912828FD7	H	4.875	05/01/06	04/30/11	10/31-04/30	17,501	0	0	17,501
912828FH8	J	4.875	05/31/06	05/31/11	11/30-05/31	17,145	0	0	17,145
912828FK1	K	5.125	06/30/06	06/30/11	12/31-06/30	17,500	0	0	17,500
912828FN5	L	4.875	07/31/06	07/31/11	01/31-07/31	16,831	0	0	16,831
9128277B2	C	5.000	08/15/01	08/15/11	02/15-08/15	26,635	0	0	26,635
912828FS4	M	4.625	08/31/06	08/31/11	02/28-08/31	17,501	0	0	17,501
912828FU9	N	4.500	10/02/06	09/30/11	03/31-09/30	17,500	0	0	17,500
912828FW5	P	4.625	10/31/06	10/31/11	04/30-10/31	16,181	0	0	16,181
912828GA2	Q	4.500	11/30/06	11/30/11	05/31-11/30	17,037	0	0	17,037
912828GC8	R	4.625	01/02/07	12/31/11	06/30-12/31	16,131	0	0	16,131
912828GF1	F	4.750	01/31/07	01/31/12	07/31-01/31	14,930	0	0	14,930
9128277L0	B	4.875	02/15/02	02/15/12	08/15-02/15	24,780	0	0	24,780
912828GK0	G	4.625	02/28/07	02/29/12	08/31-02/29	16,637	0	0	16,637
912828AJ9	D	4.375	08/15/02	08/15/12	02/15-08/15	19,648	0	0	19,648
912828AP5	E	4.000	11/15/02	11/15/12	05/15-11/15	18,113	0	0	18,113
912828AU4	A	3.875	02/18/03	02/15/13	08/15-02/15	19,498	0	0	19,498
912828BA7	B	3.625	05/15/03	05/15/13	11/15-05/15	18,254	0	0	18,254
912828BH2	D	4.250	08/15/03	08/15/13	02/15-08/15	33,521	0	0	33,521
912828BR0	E	4.250	11/17/03	11/15/13	05/15-11/15	30,637	0	0	30,637
912828CA6	B	4.000	02/17/04	02/15/14	08/15-02/15	28,081	0	0	28,081
912828CJ7	C	4.750	05/17/04	05/15/14	11/15-05/15	27,303	0	0	27,303
912828CT5	E	4.250	08/16/04	08/15/14	02/15-08/15	24,722	0	0	24,722
912828DC1	F	4.250	11/15/04	11/15/14	05/15-11/15	25,473	0	0	25,473
912828DM9	B	4.000	02/15/05	02/15/15	08/15-02/15	24,215	0	0	24,215
912828DV9	C	4.125	05/16/05	05/15/15	11/15-05/15	24,472	0	0	24,472
912828EE6	E	4.250	08/15/05	08/15/15	02/15-08/15	22,470	0	0	22,470
912828EN6	F	4.500	11/15/05	11/15/15	05/15-11/15	23,221	0	0	23,221
912828EW6	B	4.500	02/15/06	02/15/16	08/15-02/15	21,842	0	0	21,842
912828FF2	C	5.125	05/15/06	05/15/16	11/15-05/15	23,294	0	0	23,294
912828FQ8	E	4.875	08/15/06	08/15/16	02/15-08/15	22,557	0	0	22,557
912828FY1	F	4.625	11/15/06	11/15/16	05/15-11/15	23,294	0	0	23,294
912828GH7	B	4.625	02/15/07	02/15/17	08/15-02/15	22,193	0	0	22,193
Total Unmatured Treasury Notes.....						2,436,443	0	0	2,436,443
Total Matured Treasury Notes ²¹						32,047	0	0	32,047
Total Treasury Notes.....						2,468,490	0	0	2,468,490

TABLE III - DETAIL OF TREASURY SECURITIES OUTSTANDING, MARCH 31, 2007 -- Continued 5

Loan Description	Issue Date	Payable	Callable	Interest Payable ²⁰	Amount in Millions of Dollars				
					Issued	Retired	Inflation Adj.	Outstanding	
Marketable, Treasury Bonds:									
Treasury Bonds:									
CUSIP:	Interest Rate:								
912810DB1	10.375 ⁸	11/15/82	11/15/12	11/15/07 ⁹	05/15-11/15	11,032	(906)	0	10,126
912810DF2	12.000 ⁸	08/15/83	08/15/13	08/15/08 ⁹	02/15-08/15	14,755	(2,838)	0	11,917
912810DJ4	13.250 ⁸	05/15/84	05/15/14	05/15/09 ⁹	11/15-05/15	5,007	(527)	0	4,481
912810DL9	12.500 ⁸	08/15/84	08/15/14	08/15/09 ⁹	02/15-08/15	5,128	(740)	0	4,388
912810DN5	11.750	11/15/84	11/15/14	11/15/09 ⁹	05/15-11/15	6,006	(990)	0	5,015
912810DP0	11.250	02/15/85	02/15/15		08/15-02/15	12,668	(2,148)	0	10,520
912810DS4	10.625	08/15/85	08/15/15		02/15-08/15	7,150	(3,126)	0	4,024
912810DT2	9.875	11/29/85	11/15/15		05/15-11/15	6,900	(1,315)	0	5,585
912810DV7	9.250	02/18/86	02/15/16		08/15-02/15	7,267	(1,835)	0	5,432
912810DW5	7.250	05/15/86	05/15/16		11/15-05/15	18,824	0	0	18,824
912810DX3	7.500	11/17/86	11/15/16		05/15-11/15	18,864	(77)	0	18,787
912810DY1	8.750	05/15/87	05/15/17		11/15-05/15	18,194	(2,635)	0	15,559
912810DZ8	8.875	08/17/87	08/15/17		02/15-08/15	14,017	(3,049)	0	10,968
912810EA2	9.125	05/16/88	05/15/18		11/15-05/15	8,709	(1,991)	0	6,717
912810EB0	9.000	11/22/88	11/15/18		05/15-11/15	9,033	(1,858)	0	7,174
912810EC8	8.875	02/15/89	02/15/19		08/15-02/15	19,251	(6,160)	0	13,090
912810ED6	8.125	08/15/89	08/15/19		02/15-08/15	20,214	(1,273)	0	18,941
912810EE4	8.500	02/15/90	02/15/20		08/15-02/15	10,229	(753)	0	9,476
912810EF1	8.750	05/15/90	05/15/20		11/15-05/15	10,159	(2,577)	0	7,582
912810EG9	8.750	08/15/90	08/15/20		02/15-08/15	21,419	(4,359)	0	17,059
912810EH7	7.875	02/15/91	02/15/21		08/15-02/15	11,113	(1,038)	0	10,076
912810EJ3	8.125	05/15/91	05/15/21		11/15-05/15	11,959	(1,892)	0	10,067
912810EK0	8.125	08/15/91	08/15/21		02/15-08/15	12,163	(2,657)	0	9,506
912810EL8	8.000	11/15/91	11/15/21		05/15-11/15	32,798	(2,166)	0	30,632
912810EM6	7.250	08/17/92	08/15/22		02/15-08/15	10,353	(225)	0	10,128
912810EN4	7.625	11/16/92	11/15/22		05/15-11/15	10,700	(3,276)	0	7,424
912810EP9	7.125	02/16/93	02/15/23		08/15-02/15	18,374	(2,592)	0	15,782
912810EQ7	6.250	08/16/93	08/15/23		02/15-08/15	22,909	(250)	0	22,659
912810ES3	7.500	08/15/94	11/15/24		11/15-05/15	11,470	(1,866)	0	9,604
912810ET1	7.625	02/15/95	02/15/25		08/15-02/15	11,725	(2,216)	0	9,509
912810EV6	6.875	08/15/95	08/15/25		02/15-08/15	12,602	(1,415)	0	11,187
912810EW4	6.000	02/15/96	02/15/26		08/15-02/15	12,905	(67)	0	12,838
912810EX2	6.750	08/15/96	08/15/26		02/15-08/15	10,894	(2,083)	0	8,810
912810EY0	6.500	11/15/96	11/15/26		05/15-11/15	11,493	(633)	0	10,860
912810EZ7	6.625	02/18/97	02/15/27		08/15-02/15	10,456	(934)	0	9,522
912810FA1	6.375	08/15/97	08/15/27		02/15-08/15	10,736	(1,539)	0	9,197
912810FB9	6.125	11/17/97	11/15/27		05/15-11/15	22,519	(497)	0	22,021
912810FE3	5.500	08/17/98	08/15/28		02/15-08/15	11,776	0	0	11,776
912810FF0	5.250	11/16/98	11/15/28		05/15-11/15	10,947	0	0	10,947
912810FG8	5.250	02/16/99	02/15/29		08/15-02/15	11,350	0	0	11,350
912810FJ2	6.125	08/16/99	08/15/29		02/15-08/15	11,179	0	0	11,179
912810FM5	6.250	02/15/00	05/15/30		05/15-11/15	17,043	0	0	17,043
912810FP8	5.375	02/15/01	02/15/31		08/15-02/15	16,428	0	0	16,428
912810FT0	4.500	02/15/06	02/15/36		02/15-08/15	26,397	0	0	26,397
912810PT9	4.750	02/15/07	02/15/37		08/15-02/15	9,826	0	0	9,826
Total Unmatured Treasury Bonds.....						604,939	(64,503)	0	540,436
Total Matured Treasury Bonds.....						59	0	0	59
Total Treasury Bonds.....						604,998	(64,503)	0	540,495

TABLE III - DETAIL OF TREASURY SECURITIES OUTSTANDING, MARCH 31, 2007 -- Continued

Loan Description	Issue Date	Payable	Callable	Interest Payable ²⁰	Amount in Millions of Dollars				
					Issued	Retired	Inflation Adj.	Outstanding	
Marketable, Continued:									
Treasury Inflation-Protected Securities: ^{7 e}									
CUSIP:	Series:	Interest Rate:							
9128273T7	A	3.625	01/15/98	01/15/08	07/15-01/15	16,812	0	4,250	21,062
9128274Y5	A	3.875	01/15/99	01/15/09	07/15-01/15	15,902	0	3,723	19,625
9128275W8	A	4.250	01/18/00	01/15/10	07/15-01/15	11,321	0	2,298	13,619
912828CZ1	D	0.875	10/29/04	04/15/10	04/15-10/15	28,001	0	1,914	29,916
9128276R8	A	3.500	01/16/01	01/15/11	07/15-01/15	11,001	0	1,792	12,793
912828FB1	G	2.375	04/28/06	04/15/11	10/15-04/15	20,178	0	398	20,575
9128277J5	A	3.375	01/15/02	01/15/12	07/15-01/15	6,004	0	840	6,844
912828AF7	C	3.000	07/15/02	07/15/12	01/15-07/15	23,018	0	2,893	25,910
912828BD1	C	1.875	07/15/03	07/15/13	01/15-07/15	20,008	0	2,041	22,049
912828BW9	A	2.000	01/15/04	01/15/14	07/15-01/15	21,002	0	2,003	23,004
912828CP3	D	2.000	07/15/04	07/15/14	01/15-07/15	19,002	0	1,401	20,403
912828DH0	A	1.625	01/18/05	01/15/15	07/15-01/15	19,001	0	1,140	20,141
912828EA4	D	1.875	07/15/05	07/15/15	01/15-07/15	17,000	0	689	17,689
912828ET3	A	2.000	01/17/06	01/15/16	07/15-01/15	17,001	0	336	17,336
912828FL9	D	2.500	07/17/06	07/15/16	01/15-07/15	20,000	0	44	20,044
912828GD6	A	2.375	01/16/07	01/15/17	07/15-01/15	11,250	0	41	11,290
912810FR4		2.375	07/30/04	01/15/25	01/15-07/15	28,001	0	2,065	30,066
912810FS2		2.000	01/31/06	01/15/26	07/15-01/15	20,000	0	395	20,395
912810PS1		2.375	01/31/07	01/15/27	07/15-01/15	9,188	0	33	9,222
912810FD5		3.625	04/15/98	04/15/28	10/15-04/15	16,808	(25)	4,219	21,002
912810FH6		3.875	04/15/99	04/15/29	10/15-04/15	19,722	(225)	4,507	24,004
912810FQ6		3.375	10/15/01	04/15/32	04/15-10/15	5,012	0	703	5,715
Total Treasury Inflation-Protected Securities.....						375,233	(250)	37,723	412,706
Federal Financing Bank.....		Various	Various	Various		14,000	0	0	14,000
Total Marketable.....						4,495,817	(64,753)	37,723	4,468,787

TABLE III - DETAIL OF TREASURY SECURITIES OUTSTANDING, MARCH 31, 2007 -- Continued

7

Loan Description	Issue Date	Payable	Interest Payable ²⁰	Amount in Millions of Dollars		
				Issued	(Retired) / Inflation Adj.	Outstanding
Nonmarketable:						
Domestic Series:						
Fixed Term Certificates.....	Various	Various	Various	510	(510)	*
Zero-coupon Treasury Bond	10/27/89	10/15/19	10/15/19	4,522	0	4,522
Zero-coupon Treasury Bond	07/16/90	07/15/20	07/15/20	5,026	0	5,026
Zero-coupon Treasury Bond (A).....	10/05/90	10/15/20	10/15/20	3	0	3
Zero-coupon Treasury Bond (B).....	10/05/90	10/15/20	10/15/20	5,000	0	5,000
Zero-coupon Treasury Bond	01/14/91	01/15/21	01/15/21	4,941	0	4,941
Zero-coupon Treasury Bond	01/29/90	01/15/30	01/15/30	5,002	0	5,002
Zero-coupon Treasury Bond	04/16/90	04/15/30	04/15/30	3,501	0	3,501
Zero-coupon Treasury Bond	01/14/91	04/15/30	04/15/30	2,000	0	2,000
Total Domestic Series.....				30,505	(510)	29,995
Foreign Series:						
Bills 05/01/07.....	03/22/07	05/01/07	05/01/07	250	0	250
Bills 05/01/07.....	03/22/07	05/01/07	05/01/07	250	0	250
Zero-coupon Treasury Bond..... ¹⁰	12/18/90	03/31/20	03/31/20	7,258	(4,537)	2,721
Zero-coupon Treasury Bond..... ¹⁰	04/07/93	03/31/23	03/31/23	6,685	(6,421)	264
Total Foreign Series.....				14,443	(10,957)	3,486
R.E.A. Series:						
5% Treasury Certificates of Indebtedness.....	Various		Semiannually	56	(55)	1
Total R.E.A. Series.....				56	(55)	1
State and Local Government Series:						
Treasury Time Deposit - Certificates of Indebtedness (Various rates).....	Various		At maturity	318,504	(307,233)	11,270
Treasury Time Deposit - Notes (Various rates).....	Various		Various	644,287	(391,680)	252,607
Treasury Time Deposit - Bonds (Various rates).....	Various		Various	58,484	(41,592)	16,892
Treasury Demand Deposit..... ¹⁰	Various		Daily	7,408	(6,249)	1,159
Total State and Local Government Series.....				1,028,683	(746,755)	281,928
United States Savings Securities:						
United States Savings Bonds: ^{11 e}						
Series E.....	Various	On demand	At redemption	43,546	(33,259)	10,287
Series EE..... ¹²	Various	On demand	At redemption	269,309	(142,256)	127,053
Series H.....	Various	On demand	Semiannually	1,743	(1,585)	157
Series HH.....	Various	On demand	Semiannually	19,766	(7,650)	12,115
Series I..... ¹²	Various	On demand	At redemption	42,730	(6,998)	35,732
Total United States Savings Bonds.....				377,093	(191,749)	185,344
United States Individual Retirement Bonds..... ^{13 e}	Various	On demand	At redemption	84	(73)	12
United States Retirement Plan Bonds..... ¹⁴	Various	On demand	At redemption	388	(343)	45
Total Unmatured United States Savings Securities.....				377,566	(192,165)	185,401
Total Matured United States Savings Securities.....				14,934	0	14,934
Total United States Savings Securities.....				392,500	(192,165)	200,335

TABLE III - DETAIL OF TREASURY SECURITIES OUTSTANDING, MARCH 31, 2007 -- Continued

Loan Description	Amount in Millions of Dollars		
	Issued / Inflation Adj.	(Retired)	Outstanding
Nonmarketable--Continued:			
Government Account Series - Held By the Public:			
Custodial Tribal Fund, Office of the Special Trustee for American Indians.....	530	0	530
Deposits of Proceeds of Lands Withdrawn for Native Selection, Bureau of Indian Affairs.....	3	0	3
Disgorgement Penalty Amount Held for Investment.....	3,982	0	3,982
Escrow Account, National Labor Relations Board.....	2	*	2
Gifts, Central Intelligence Agency.....	*	0	*
Individual Indian Money, Bureau of Indian Affairs.....	138	0	138
Kuukpik Alaska Escrow Fund.....	41	0	41
Maritime Guaranteed Loan Escrow Fund.....	119	(11)	108
Payments of Alleged Violators of Department of Energy Regulations, Department of Energy.....	75	0	75
Seized Assets Fund, Justice.....	916	0	916
Smithsonian Endowment Fund, Smithsonian Institution.....	1	0	1
Special Investment Account.....	665	0	665
Thrift Savings Fund, Federal Retirement Thrift Investment Board.....	76,341	0	76,341
Unearned Copyright Fees, Library Of Congress.....	5	0	5
USAO/Artemis Settlement Account, U.S. Attorneys, Justice.....	82	0	82
Government Account Series - Held By the Public.....	82,898	(11)	82,887
Matured Government Account Series - Held By the Public²¹.....	33	0	33
Total Governmental Account Series - Held By the Public.....	82,931	(11)	82,920
Government Account Series - Intragovernmental Holdings:			
Abandoned Mines Reclamation Fund, Office of Surface Mining Reclamation and Enforcement.....	2,276	0	2,276
Airport and Airway Trust Fund.....	20,308	(10,492)	9,816
Albanian Claims Fund, Treasury Department.....	1	0	1
Armed Forces Retirement Home Trust Fund.....	144	0	144
Assessment Funds, Office of the Comptroller of the Currency.....	758	0	758
Assets Forfeiture Fund, Justice.....	1,406	0	1,406
Aviation Insurance Revolving Fund.....	788	*	788
Belize Escrow, Debt Reduction, Treasury.....	1	0	1
Bequests and Gifts, Disaster Relief, Funds Appropriated to the President.....	23	0	23
Botanic Gardens, Gifts and Donations.....	1	0	1
Capitol Preservation Fund, U.S. Capitol Preservation Commission.....	10	0	10
Cheyenne River Sioux Tribe Terrestrial Wildlife Habitat Restoration Trust Fund.....	38	*	38
Christopher Columbus Scholarship Fund, Christopher Columbus Fellowship Foundation.....	1	0	1
Civil Service Retirement and Disability Fund, Office of Personnel Management.....	817,663	(142,403)	675,260
Claims Court Judges Retirement Fund.....	13	0	13
Coast Guard General Gift Fund.....	1	0	1
Community Development Credit Union Revolving Fund National Credit Union Administration.....	8	0	8
Conditional Gift Fund, General, Department of State.....	4	0	4
Contributions, American Battle Monuments Commission.....	8	0	8
Court of Veterans Appeals Retirement Fund.....	13	0	13
Defense Cooperation Account.....	6	0	6
Department of Defense, Education Benefits Fund.....	1,280	0	1,280
Department of Defense, Medicare Eligible Retiree Fund.....	92,276	0	92,276
Department of Defense Military Retirement Fund.....	197,445	(74)	197,370
Department of the Air Force General Gift Fund.....	1	0	1
Department of the Army General Gift Fund.....	3	0	3
Department of the Navy General Gift Fund.....	2	0	2
Deposit Insurance Fund.....	46,630	0	46,630
District of Columbia Judges Retirement Fund.....	111	0	111
District of Columbia Federal Pension Trust Fund.....	3,469	0	3,469
Eisenhower Exchange Fellowship Program Trust Fund.....	8	0	8
Employees' Health Benefits Fund, Office of Personnel Management.....	15,688	0	15,688
Employees' Life Insurance Fund, Office of Personnel Management.....	32,174	0	32,174

TABLE III - DETAIL OF TREASURY SECURITIES OUTSTANDING, MARCH 31, 2007 -- Continued

Loan Description	Amount in Millions of Dollars		
	Issued / Inflation Adj.	(Retired)	Outstanding
Nonmarketable--Continued:			
Government Account Series - Intragovernmental Holdings--Continued:			
Energy Employees Occupational Illness Compensation Fund.....	120	0	120
Environmental Improvement and Restoration Fund.....	1,073	0	1,073
Esther Cattell Schmitt Gift Fund, Treasury.....	*	0	*
Exchange Stabilization Fund, Office of the Secretary, Treasury.....	16,067	0	16,067
Expenses, Presidio Trust.....	140	(13)	127
Farm Credit Insurance Fund, Capital Corporation Investment Fund, Farm Credit Administration ...	2,308	0	2,308
Federal Aid to Wildlife Restoration, United States Fish and Wildlife Service.....	545	0	545
Federal Disability Insurance Trust Fund.....	218,887	(14,058)	204,829
Federal Hospital Insurance Trust Fund.....	324,469	(22,379)	302,090
FHA - General and Special Risk Insurance Fund, Liquidating Account, Housing and Urban Development.....	5	0	5
FHA - Liquidating Account, Housing and Urban Development.....	22,745	0	22,745
Federal Old-Age and Survivors Insurance Trust Fund.....	2,048,628	(170,931)	1,877,697
Federal Supplementary Medical Insurance Trust Fund.....	110,158	(75,653)	34,506
Foreign Service Retirement and Disability Fund.....	14,470	(322)	14,148
FSLIC Resolution Fund, The.....	3,099	0	3,099
General Post Fund, National Homes, Department of Veterans Affairs.....	67	0	67
German Democratic Republic Settlement Fund.....	4	0	4
Gifts and Bequests, Office of the Secretary, Department of Transportation.....	*	0	*
Gifts and Bequests, Treasury.....	1	0	1
Gifts and Donations, National Endowment of the Arts.....	1	0	1
Guarantees of Mortgage-Backed Securities Fund, Government National Mortgage Associati Housing and Urban Development.....	8,490	0	8,490
Harbor Maintenance Trust Fund.....	3,449	0	3,449
Harry S. Truman Memorial Scholarship Trust Fund, Harry S. Truman Scholarship Foundation.....	56	0	56
Hazardous Substance Superfund.....	2,637	0	2,637
Highway Trust Fund.....	43,858	(30,598)	13,260
Host Nation Support for U.S. Relocation Activities Account.....	14	0	14
Inland Waterways Trust Fund.....	250	0	250
Institute of Museum and Library Services.....	1	0	1
International Center for Middle Eastern-Western Dialogue Trust Fund.....	17	0	17
Iranian Claims Settlement Fund, Treasury Department.....	*	0	*
Israeli Arab Scholarship Program, United States Information Agency.....	5	0	5
James Madison Memorial Fellowship Foundation Fund.....	37	0	37
Japan-United States Friendship Trust Fund, Japan-United States Friendship Commission.....	40	*	39
John C. Stennis Center for Public Service Training and Development.....	14	(1)	13
Judicial Officers Retirement Fund.....	208	0	208
Judicial Survivors Annuities Fund.....	477	0	477
Kennedy Center Revenue Bond Sinking Fund.....	9	*	8
Land Between the Lakes Trust Fund.....	6	0	6
Leaking Underground Storage Tank Trust Fund.....	2,813	0	2,813
Library of Congress Gift Fund.....	9	0	9
Library of Congress Trust Fund.....	47	0	47
Lincoln County Land Act.....	46	0	46
Lower Colorado River Basin Development Fund, Bureau of Reclamation.....	341	0	341
Lower Brule Sioux Tribe Terrestrial Wildlife Habitat Restoration Trust Fund.....	13	*	13
Morris K. Udall Scholarship and Excellence in National Environmental Policy Trust Fund.....	32	0	32
National Archives Trust Fund, National Archives and Records Administration.....	7	0	7
National Credit Union Share Insurance Fund.....	6,942	0	6,942
National Gift Fund, National Archives and Records Administration.....	2	0	2
National Institutes of Health Conditional Gift Fund.....	*	0	*
National Institutes of Health Unconditional Gift Fund.....	36	0	36
National Law Enforcement Officers Memorial Maintenance Fund.....	1	0	1
National Security Education Trust Fund.....	4	0	4
National Service Life Insurance Fund, Department of Veterans Affairs.....	17,648	(7,661)	9,987
National Service Trust, Corporation for National and Community Services.....	452	0	452
Native American Institutions Endowment Fund.....	78	0	78
Natural Resource Damage Assessment and Restoration Fund, U.S. Fish and Wildlife Service, Interior.....	235	0	235
Nuclear Waste Disposal Fund, Department of Energy.....	40,317	(2,354)	37,963

10 **TABLE III - DETAIL OF TREASURY SECURITIES OUTSTANDING, MARCH 31, 2007 -- Continued**

Loan Description	Amount in Millions of Dollars		
	Issued / Inflation Adj.	(Retired)	Outstanding
Nonmarketable--Continued:			
Government Account Series - Intragovernmental Holdings--Continued:			
Oil Spill Liability Trust Fund.....	707	0	707
Oliver Wendell Holmes Devise Fund, Library of Congress.....	*	0	*
Operating Fund, National Credit Union Administration.....	21	0	21
Operation and Maintenance, Indian Irrigation Systems, Bureau of Indian Affairs.....	24	0	24
Overseas Private Investment Corporation, Insurance and Equity Non Credit Account.....	4,391	(24)	4,368
Pajarito Plateau Homesteaders Compensation Fund.....	2	0	2
Panama Canal Commission Compensation Fund.....	75	0	75
Patients Benefit Fund, National Institutes of Health.....	*	0	*
Payments to Copyright Owners, Copyright Office, Library of Congress.....	1,258	0	1,258
Pension Benefit Guaranty Corporation.....	46,980	(9,160)	37,820
Power Systems, Indian Irrigation Projects, Bureau of Indian Affairs.....	44	0	44
Preservation, Birthplace of Abraham Lincoln, National Park Service.....	*	0	*
Prison Industries Fund, Department of Justice.....	289	0	289
Public Enterprise Revolving Fund, Office of Thrift Supervision, Treasury.....	275	0	275
Public Health Service Conditional Gift Fund, Health Resources and Services Administration.....	3	0	3
Railroad Retirement Account.....	845	(350)	495
Relief and Rehabilitation, Longshoremen's and Harbor Workers' Compensation.....	57	0	57
Relief and Rehabilitation, Workmen's Compensation Act, within the District of Columbia, Department of Labor.....	6	0	6
Reregistration and Expedited Processing Fund, Environmental Protection Agency.....	21	0	21
Retired Employees Health Benefits Fund, Office of Personnel Management.....	2	0	2
Revolving Fund for Administrative Expense, Farm Credit Administration.....	24	0	24
Russian Leadership Development Trust Fund.....	31	(10)	20
San Gabriel Basin Restoration Fund.....	18	0	18
Science, Space and Technology Education Trust Fund, National Aeronautics and Space Administration.....	14	0	14
Seized Currency, United States Customs Service.....	427	0	427
Senate Preservation Trust Fund.....	1	0	1
Servicemen's Group Life Insurance Fund.....	1	0	1
Social Security Equivalent Benefit Account, Railroad Retirement Board.....	1,243	(480)	763
South Dakota Terrestrial Wildlife Habitat Restoration Trust Fund.....	101	*	101
Southern Nevada Public Land Management Act of 1998.....	2,291	0	2,291
Sport Fish Restoration and Boating Trust Fund.....	1,680	0	1,680
Tax Court Judges Survivors Annuity Fund.....	9	0	9
Treasury Forfeiture Fund.....	356	0	356
Tribal Special Fund, Office of the Special Trustee for American Indians.....	32	0	32
Tribal Trust Fund, Office of the Special Trustee for American Indians.....	46	0	46
Trust Fund, The Barry Goldwater Scholarship and Excellence in Education Fund.....	67	*	67
Unconditional Gift Fund, Department of State.....	*	0	*
Unemployment Trust Fund.....	61,686	(614)	61,071
United States Enrichment Corporation Fund.....	1,479	0	1,479
United States Government Life Insurance Fund, Department of Veterans Affairs.....	63	(26)	37
United States Naval Academy General Gift Fund.....	7	0	7
United States Trustee System Fund, Justice.....	194	0	194
Uranium Enrichment and Decommissioning Fund, Department of Energy.....	4,562	0	4,562
USPS Escrow Fund.....	4,478	0	4,478
Utah Reclamation Mitigation and Conservation Account, Interior.....	165	0	165
Vaccine Injury Compensation Trust Fund.....	2,514	0	2,514
Veterans Reopened Insurance Fund.....	638	(247)	392
Veterans Special Life Insurance Fund, Trust Revolving Fund, Department of Veterans Affairs.....	2,918	(942)	1,975
Vietnam Claims Fund, Financial Management Service.....	*	0	*
Voluntary Separation Incentive Fund, Defense.....	638	0	638
War-Risk Insurance Revolving Fund, Maritime Administration.....	35	0	35
Total Government Account Series - Intragovernmental Holdings.....	4,264,651	(488,792)	3,775,859
Matured Government Account Series - Intragovernmental Holdings²¹.....	469	0	469
Total Governmental Account Series - Intragovernmental Holdings.....	4,265,120	(488,792)	3,776,328
Total Government Account Series.....	4,348,051	(488,804)	3,859,248

TABLE III - DETAIL OF TREASURY SECURITIES OUTSTANDING, MARCH 31, 2007 -- Continued 11

Loan Description	Amount in Millions of Dollars		
	Issued / Inflation Adj.	(Retired)	Outstanding
Nonmarketable--Continued:			
Other Debt:			
Not Subject to the Statutory Debt Limit:			
United States Notes.....	15		252
National and Federal Reserve Bank Notes assumed by the United States on deposit of lawful money for their retirement	16		65
Silver Certificates (Act of June 24, 1967).....	17		176
Other.....			11
Total Not Subject to the Statutory Debt Limit.....			504
Subject to the Statutory Debt Limit:			
Mortgage Guaranty Insurance Company Tax and Loss Bonds.....	c f		5,285
United States Savings Stamps.....			45
Other.....			52
Total Subject to the Statutory Debt Limit.....			5,382
Total Other Debt.....			5,886
Total Nonmarketable.....			4,380,878
Total Public Debt Outstanding.....			8,849,665

TABLE IV - HISTORICAL DATA, MARCH 31, 2007

(Millions of dollars)

Comparative by Breakdown	Current Month	One Year Ago	Prior Fiscal Years			
	Mar. 31, 2007	Mar. 31, 2006	Sept. 30, 2006	Sept. 30, 2005	Sept. 30, 2004	Sept. 30, 2003
Debt Held by the Public.....	5,053,940	4,872,485	4,843,121	4,601,239	4,307,345	3,924,090
Intragovernmental Holdings.....	3,795,725	3,498,672	3,663,853	3,331,471	3,071,708	2,859,141
Total Public Debt Outstanding.....	8,849,665	8,371,156	8,506,974	7,932,710	7,379,053	6,783,231

TABLE V - HOLDINGS OF TREASURY SECURITIES IN STRIPPED FORM, MARCH 31, 2007

Loan Description	Corpus STRIP CUSIP	Maturity Date	Amount Outstanding in Thousands			Reconstituted This Month ¹⁸		
			Total Outstanding	Portion Held in Unstripped Form	Portion Held in Stripped Form			
Treasury Bonds:								
CUSIP:	Interest Rate:							
912810DN5	11.750	912800AA7	11/15/14	5,015,284	2,949,704	2,065,580	0	
912810DP0	11.250	912803AA1	02/15/15	10,520,299	8,232,903	2,287,396	167,940	
912810DS4	10.625	912803AC7	08/15/15	4,023,916	3,411,735	612,181	235,000	
912810DT2	9.875	912803AE3	11/15/15	5,584,859	4,058,608	1,526,251	859,200	
912810DV7	9.250	912803AF0	02/15/16	5,431,754	5,282,272	149,482	25,200	
912810DW5	7.250	912803AH6	05/15/16	18,823,551	17,824,169	999,382	213,400	
912810DX3	7.500	912803AK9	11/15/16	18,787,448	17,229,765	1,557,683	325,420	
912810DY1	8.750	912803AL7	05/15/17	15,559,169	10,634,172	4,924,997	773,280	
912810DZ8	8.875	912803AM5	08/15/17	10,968,358	8,809,866	2,158,492	1,179,000	
912810EA2	9.125	912803AN3	05/15/18	6,717,439	4,050,121	2,667,318	736,800	
912810EB0	9.000	912803AP8	11/15/18	7,174,470	3,105,529	4,068,941	819,700	
912810EC8	8.875	912803AQ6	02/15/19	13,090,498	8,454,984	4,635,514	897,200	
912810ED6	8.125	912803AR4	08/15/19	18,940,932	17,253,902	1,687,030	1,724,840	
912810EE4	8.500	912803AS2	02/15/20	9,476,268	7,651,965	1,824,303	177,600	
912810EF1	8.750	912803AT0	05/15/20	7,582,183	3,345,799	4,236,384	297,920	
912810EG9	8.750	912803AU7	08/15/20	17,059,306	12,686,759	4,372,547	1,168,020	
912810EH7	7.875	912803AV5	02/15/21	10,075,573	9,057,926	1,017,647	657,200	
912810EJ3	8.125	912803AW3	05/15/21	10,066,788	5,622,839	4,443,949	755,540	
912810EK0	8.125	912803AX1	08/15/21	9,506,382	8,300,779	1,205,603	538,120	
912810EL8	8.000	912803AY9	11/15/21	30,632,194	15,247,182	15,385,012	2,952,425	
912810EM6	7.250	912803AZ6	08/15/22	10,127,790	8,209,720	1,918,070	2,065,012	
912810EN4	7.625	912803BA0	11/15/22	7,423,626	3,311,068	4,112,558	1,303,600	
912810EP9	7.125	912803BB8	02/15/23	15,782,061	11,849,155	3,932,906	1,764,600	
912810EQ7	6.250	912803BC6	08/15/23	22,659,044	20,807,671	1,851,373	2,027,044	
912810ES3	7.500	912803BD4	11/15/24	9,604,162	3,084,591	6,519,571	545,040	
912810ET1	7.625	912803BE2	02/15/25	9,509,170	5,143,869	4,365,301	650,200	
912810EV6	6.875	912803BF9	08/15/25	11,187,207	7,425,366	3,761,841	1,912,520	
912810EW4	6.000	912803BG7	02/15/26	12,837,916	12,278,072	559,844	1,308,700	
912810EX2	6.750	912803BH5	08/15/26	8,810,418	5,655,655	3,154,763	1,006,200	
912810EY0	6.500	912803BJ1	11/15/26	10,860,177	4,967,130	5,893,047	706,200	
912810EZ7	6.625	912803BK8	02/15/27	9,521,971	4,532,415	4,989,556	1,556,800	
912810FA1	6.375	912803BL6	08/15/27	9,196,756	5,560,697	3,636,059	517,600	
912810FB9	6.125	912803BM4	11/15/27	22,021,339	7,451,311	14,570,028	2,565,200	
912810FE3	5.500	912803BP7	08/15/28	11,776,201	10,364,669	1,411,532	796,300	
912810FF0	5.250	912803BV4	11/15/28	10,947,052	8,349,097	2,597,955	2,124,400	
912810FG8	5.250	912803BW2	02/15/29	11,350,341	10,159,845	1,190,496	1,602,200	
912810FJ2	6.125	912803CG6	08/15/29	11,178,580	7,357,643	3,820,937	1,997,200	
912810FM5	6.250	912803CH4	05/15/30	17,043,162	6,501,083	10,542,079	4,239,824	
912810FP8	5.375	912803CK7	02/15/31	16,427,648	14,319,148	2,108,500	2,883,800	
912810FT0	4.500	912803CX9	02/15/36	26,397,130	14,092,816	12,304,314	18,430,786	
912810PT9	4.750	912803CZ4	02/15/37	9,825,586	8,335,386	1,490,200	15,291,550	
Total Treasury Bonds.....				509,524,008	352,967,386	156,556,622	79,798,581	
Treasury Inflation-Protected Securities:								
CUSIP:	Series:	Interest Rate:						
9128273T7	A	3.625	912820CL9	01/15/08	21,061,510	20,936,230	125,280	0
9128274Y5	A	3.875	912820DN4	01/15/09	19,625,466	19,624,232	1,234	0
9128275W8	A	4.250	912820EK9	01/15/10	13,618,892	13,618,892	0	0
912828CZ1	D	0.875	912820KV8	04/15/10	29,915,550	29,915,550	0	0
9128276R8	A	3.500	912820GA9	01/15/11	12,792,995	12,792,995	0	0
912828FB1	G	2.375	912820MY0	04/15/11	20,575,165	20,575,165	0	0
9128277J5	A	3.375	912820GT8	01/15/12	6,843,982	6,843,982	0	0
912828AF7	C	3.000	912820HC4	07/15/12	25,910,335	25,910,335	0	0
912828BD1	C	1.875	912820JA6	07/15/13	22,048,967	22,048,967	0	0
912828BW9	A	2.000	912820JT5	01/15/14	23,004,481	23,004,481	0	0

TABLE V - HOLDINGS OF TREASURY SECURITIES IN STRIPPED FORM, MARCH 31, 2007 -- Continues

Loan Description	Corpus STRIP CUSIP	Maturity Date	Amount Outstanding in Thousands			Reconstituted This Month ¹⁸		
			Total Outstanding	Portion Held in Unstripped Form	Portion Held in Stripped Form			
Treasury Inflation-Protected Securities, Continued:								
CUSIP:	Series:	Interest Rate:						
912828CP3	D	2.000	912820KL0	07/15/14	20,403,469	20,403,469	0	0
912828DH0	A	1.625	912820LE5	01/15/15	20,140,768	20,140,768	0	0
912828EA4	D	1.875	912820LX3	07/15/15	17,689,128	17,689,128	0	0
912828ET3	A	2.000	912820MQ7	01/15/16	17,336,097	17,336,097	0	0
912828FL9	D	2.500	912820NH6	07/15/16	20,044,442	20,044,442	0	0
912828GD6	A	2.375	912820PA9	01/15/17	11,290,360	11,290,360	0	0
912810FR4		2.375	912803CN1	01/15/25	30,065,564	30,065,564	0	0
912810FS2		2.000	912803CW1	01/15/26	20,394,919	20,394,919	0	0
912810PS1		2.375	912803CY7	01/15/27	9,221,847	9,221,847	0	0
912810FD5		3.625	912803BN2	04/15/28	21,002,341	20,996,084	6,257	0
912810FH6		3.875	912803CF8	04/15/29	24,004,003	23,850,107	153,896	0
912810FQ6		3.375	912803CL5	04/15/32	5,715,251	5,715,251	0	0
Total Treasury Inflation-Protected Securities.....					412,705,534	412,418,867	286,667	0
Treasury Notes:								
CUSIP:	Series:	Interest Rate:						
912828DS6	Q	3.625	912820LP0	04/30/07	31,997,895	31,991,495	6,400	0
9128272U5	C	6.625	912820BX4	05/15/07	13,958,186	11,954,833	2,003,353	73,720
912828AC4	E	4.375	912820GZ4	05/15/07	24,351,431	23,974,057	377,374	3,000
912828CG3	J	3.125	912820KD8	05/15/07	27,564,268	26,441,427	1,122,841	99,032
912828DW7	R	3.500	912820LT2	05/31/07	29,119,184	29,119,184	0	0
912828DY3	S	3.625	912820LV7	06/30/07	26,664,251	26,637,441	26,810	0
912828EB2	T	3.875	912820LY1	07/31/07	25,869,508	25,821,508	48,000	0
9128273E0	D	6.125	912820CA3	08/15/07	25,636,803	23,180,326	2,456,477	114,800
912828AH3	F	3.250	912820HE0	08/15/07	25,410,844	25,342,887	67,957	0
912828CR9	K	2.750	912820KN6	08/15/07	24,673,687	24,374,339	299,348	9,400
912828EF3	U	4.000	912820MC8	08/31/07	26,671,232	26,670,596	636	0
912828EH9	V	4.000	912820ME4	09/30/07	26,590,770	26,587,532	3,238	0
912828EK2	W	4.250	912820MG9	10/31/07	26,552,797	26,346,556	206,241	0
912828AN0	G	3.000	912820HK6	11/15/07	50,619,528	47,273,614	3,345,914	23,400
912828EP1	X	4.250	912820ML8	11/30/07	26,666,931	26,663,887	3,044	0
912828ER7	Y	4.375	912820MN4	12/31/07	26,666,879	26,583,679	83,200	0
912828EU0	R	4.375	912820MR5	01/31/08	27,168,309	27,152,209	16,100	0
9128273X8	B	5.500	912820CQ8	02/15/08	13,583,412	12,805,719	777,693	45,800
912828AT7	E	3.000	912820HQ3	02/15/08	27,489,260	26,880,476	608,784	5,000
912828DK3	M	3.375	912820LG0	02/15/08	23,885,083	23,355,803	529,280	0
912828EY2	S	4.625	912820MV6	02/29/08	26,504,069	26,470,469	33,600	0
912828EZ9	T	4.625	912820MW4	03/31/08	26,841,568	26,770,668	70,900	0
912828FC9	U	4.875	912820MZ7	04/30/08	26,837,165	26,753,965	83,200	0
9128274F6	C	5.625	912820CY1	05/15/08	27,190,961	24,988,097	2,202,864	32,880
912828AZ3	F	2.625	912820HW0	05/15/08	33,338,446	32,153,546	1,184,900	0
912828DT4	N	3.750	912820LQ8	05/15/08	26,707,681	26,255,761	451,920	0
912828FG0	V	4.875	912820ND5	05/31/08	25,933,459	25,786,259	147,200	0
912828FJ4	W	5.125	912820NF0	06/30/08	26,498,732	26,437,932	60,800	0
912828FM7	X	5.000	912820NJ2	07/31/08	26,428,771	26,427,771	1,000	0
912828BG4	G	3.250	912820JD0	08/15/08	21,357,474	19,224,548	2,132,926	1,109,600
912828EC0	P	4.125	912820LZ8	08/15/08	20,290,622	20,224,562	66,060	0
912828FR6	Y	4.875	912820NN3	08/31/08	26,504,090	26,428,890	75,200	0
912828BK5	H	3.125	912820JG3	09/15/08	16,002,177	15,974,977	27,200	0
912828FT2	Z	4.625	912820NQ6	09/30/08	24,499,335	24,486,535	12,800	0
912828BM1	J	3.125	912820JJ7	10/15/08	15,995,702	15,995,702	0	0
912828FV7	AA	4.875	912820NS2	10/31/08	22,727,821	22,707,021	20,800	0
9128274V1	D	4.750	912820DK0	11/15/08	25,083,125	24,552,358	530,767	4,000
912828BQ2	K	3.375	912820JM0	11/15/08	18,181,033	17,830,977	350,056	0
912828EL0	Q	4.375	912820MH7	11/15/08	21,449,894	21,378,074	71,820	0
912828FZ8	AB	4.625	912820NW3	11/30/08	24,338,153	24,338,153	0	0
912828BT6	L	3.375	912820JQ1	12/15/08	16,000,028	15,996,728	3,300	0
912828GB0	AC	4.750	912820NY9	12/31/08	24,816,923	24,448,923	368,000	0
912828BV1	D	3.250	912820JS7	01/15/09	16,002,546	15,924,946	77,600	0
912828GE4	V	4.875	912820PB7	01/31/09	22,976,157	22,976,157	0	0
912828BZ2	E	3.000	912820JW8	02/15/09	17,433,763	17,152,505	281,258	2,300
912828EV8	R	4.500	912820MS3	02/15/09	22,308,500	21,895,240	413,260	56,700
912828GJ3	W	4.750	912820PF8	02/28/09	23,037,728	23,037,728	0	0
912828CC2	F	2.625	912820JZ1	03/15/09	16,001,063	15,999,463	1,600	0
912828CE8	G	3.125	912820KB2	04/15/09	16,002,805	16,002,805	0	0
9128275G3	B	5.500	912820DV6	05/15/09	14,794,790	14,695,790	99,000	0
912828CH1	H	3.875	912820KE6	05/15/09	18,059,937	17,525,392	534,545	3,260

TABLE V - HOLDINGS OF TREASURY SECURITIES IN STRIPPED FORM, MARCH 31, 2007 -- Continued

Loan Description	Corpus STRIP CUSIP	Maturity Date	Amount Outstanding in Thousands			Reconstituted This Month ¹⁸		
			Total Outstanding	Portion Held in Unstripped Form	Portion Held in Stripped Form			
Treasury Notes, Continued:								
CUSIP:	Series:	Interest Rate:						
912828FE5	S	4.875	912820NB9	05/15/09	27,380,356	27,239,756	140,600	0
912828CL2	J	4.000	912820KH9	06/15/09	15,004,754	15,004,354	400	0
912828CN8	K	3.625	912820KK2	07/15/09	15,004,962	14,992,162	12,800	0
9128275N8	C	6.000	912820EA1	08/15/09	27,399,894	25,861,417	1,538,477	57,600
912828CS7	L	3.500	912820KP1	08/15/09	17,294,686	16,761,284	533,402	0
912828FP0	T	4.875	912820NL7	08/15/09	23,420,414	23,360,354	60,060	0
912828CV0	M	3.375	912820KS5	09/15/09	15,005,079	15,005,079	0	0
912828CX6	N	3.375	912820KU0	10/15/09	15,005,091	14,925,091	80,000	0
912828DB3	P	3.500	912820KY2	11/15/09	18,751,928	18,185,548	566,380	1,100
912828FX3	U	4.625	912820NU7	11/15/09	24,772,846	24,529,746	243,100	0
912828DE7	Q	3.500	912820LB1	12/15/09	15,002,485	15,001,085	1,400	0
912828DG2	E	3.625	912820LD7	01/15/10	15,004,697	14,995,777	8,920	0
9128275Z1	B	6.500	912820EM5	02/15/10	23,355,709	22,144,606	1,211,103	0
912828DL1	F	3.500	912820LH8	02/15/10	16,617,068	16,495,348	121,720	33,000
912828GG9	S	4.750	912820PD3	02/15/10	17,467,187	17,467,087	100	0
912828DP2	G	4.000	912820LL9	03/15/10	15,005,048	15,005,048	0	0
912828DR8	H	4.000	912820LN5	04/15/10	15,001,494	15,001,144	350	0
912828DU1	J	3.875	912820LR6	05/15/10	18,748,844	18,099,244	649,600	24,000
912828DX5	K	3.625	912820LU9	06/15/10	14,001,099	14,001,099	0	0
912828DZ0	L	3.875	912820LW5	07/15/10	13,000,529	13,000,529	0	0
9128276J6	C	5.750	912820FT9	08/15/10	22,437,594	20,827,365	1,610,229	0
912828ED8	M	4.125	912820MA2	08/15/10	14,963,424	14,152,464	810,960	41,600
912828EG1	N	3.875	912820MD6	09/15/10	13,000,827	12,996,027	4,800	0
912828EJ5	P	4.250	912820MF1	10/15/10	13,000,862	13,000,862	0	0
912828EM8	Q	4.500	912820MJ3	11/15/10	15,961,105	15,522,965	438,140	20,800
912828EQ9	R	4.375	912820MM6	12/15/10	13,000,813	13,000,813	0	0
912828ES5	D	4.250	912820MP9	01/15/11	13,001,339	13,001,339	0	0
9128276T4	B	5.000	912820GC5	02/15/11	23,436,329	22,135,887	1,300,442	0
912828EX4	E	4.500	912820MU8	02/28/11	17,500,138	17,432,938	67,200	0
912828FA3	F	4.750	912820MX2	03/31/11	17,497,861	17,267,461	230,400	0
912828FD7	H	4.875	912820NA1	04/30/11	17,501,477	17,431,077	70,400	0
912828FH8	J	4.875	912820NE3	05/31/11	17,144,592	17,080,392	64,200	0
912828FK1	K	5.125	912820NG8	06/30/11	17,500,283	17,477,883	22,400	0
912828FN5	L	4.875	912820NK9	07/31/11	16,830,671	16,824,271	6,400	0
9128277B2	C	5.000	912820GL5	08/15/11	26,635,316	24,831,160	1,804,156	78,560
912828FS4	M	4.625	912820NP8	08/31/11	17,500,676	17,396,676	104,000	0
912828FU9	N	4.500	912820NR4	09/30/11	17,500,158	17,497,358	2,800	0
912828FW5	P	4.625	912820NT0	10/31/11	16,181,388	16,163,188	18,200	0
912828GA2	Q	4.500	912820NX1	11/30/11	17,036,550	17,027,050	9,500	0
912828GC8	R	4.625	912820NZ6	12/31/11	16,131,258	16,126,458	4,800	0
912828GF1	F	4.750	912820PC5	01/31/12	14,930,221	14,930,221	0	0
9128277L0	B	4.875	912820GV3	02/15/12	24,779,838	23,727,608	1,052,230	209,400
912828GK0	G	4.625	912820PG6	02/29/12	16,636,927	16,633,727	3,200	0
912828AJ9	D	4.375	912820HF7	08/15/12	19,647,976	18,001,084	1,646,892	74,240
912828AP5	E	4.000	912820HL4	11/15/12	18,112,742	17,349,298	763,444	224,400
912828AU4	A	3.875	912820HR1	02/15/13	19,498,396	18,912,041	586,355	71,640
912828BA7	B	3.625	912820HX8	05/15/13	18,253,553	17,418,687	834,866	22,400
912828BH2	D	4.250	912820JE8	08/15/13	33,521,123	33,143,943	377,180	19,200
912828BR0	E	4.250	912820JN8	11/15/13	30,636,844	29,828,646	808,198	106,000
912828CA6	B	4.000	912820JX6	02/15/14	28,081,066	27,670,616	410,450	5,300
912828CJ7	C	4.750	912820KF3	05/15/14	27,302,981	26,921,071	381,910	0
912828CT5	E	4.250	912820KQ9	08/15/14	24,721,634	24,573,634	148,000	7,000
912828DC1	F	4.250	912820KZ9	11/15/14	25,472,536	25,416,736	55,800	19,200
912828DM9	B	4.000	912820LJ4	02/15/15	24,214,991	24,213,891	1,100	0
912828DV9	C	4.125	912820LS4	05/15/15	24,471,849	24,468,649	3,200	300
912828EE6	E	4.250	912820MB0	08/15/15	22,469,683	22,469,683	0	0
912828EN6	F	4.500	912820MK0	11/15/15	23,220,785	23,220,785	0	0
912828EW6	B	4.500	912820MT1	02/15/16	21,841,772	21,841,772	0	0
912828FF2	C	5.125	912820NC7	05/15/16	23,293,690	23,293,690	0	0
912828FQ8	E	4.875	912820NM5	08/15/16	22,556,671	22,553,471	3,200	0
912828FY1	F	4.625	912820NV5	11/15/16	23,293,786	23,293,786	0	0
912828GH7	B	4.625	912820PE1	02/15/17	22,192,761	22,192,761	0	0
Total Treasury Notes.....					2,436,443,432	2,396,344,702	40,098,730	2,598,632
Grand Total.....					3,358,672,974	3,161,730,955	196,942,019	82,397,213

* Less than \$500 thousand.

¹ These long-term marketable securities have been issued to the Civil Service Retirement Fund and are not currently traded in the market.

² Included in this total are marketable securities held by Federal agencies for which Treasury serves as the custodian. Federal agencies may hold marketable securities through custodians other than Treasury for which data is not available.

³ Represents the unamortized discount on marketable Treasury Bills and zero-coupon Treasury Bonds (adjusted to market value if eligible for early redemption)

⁴ Debentures issued (series MM) by FHA that are redeemable with 3 months' notification.

⁵ Pursuant to 31 U.S.C. 3101(b). By Act of March 20, 2006, Public Law 109-182, the Statutory Debt Limit was permanently increased to \$8,965,000 million.

⁶ Bills are sold by competitive bidding on a bank discount yield basis. The sale price of these securities gives an approximate yield on a bank discount basis (360 days a year) as indicated. Effective November 10, 1997, three decimal bidding, in .005 percent increments, is required for regular Treasury Bill auctions 4-, 13- and 26- week bills.

⁷ For price and yield ranges of unmatured securities issued at a premium or discount see Table 3, Public Debt Operations of the quarterly Treasury Bulletin.

⁸ These securities are not eligible for stripping and reconstitution, see Table V, "Holdings of Treasury Securities in Stripped Form".

⁹ Redeemable at option of United States on and after dates indicated, unless otherwise shown, but only on interest dates on 4 months' notice.

¹⁰ Redeemable on demand.

¹¹ Amounts issued, retired, and outstanding for Series E, EE, and I Savings Bonds and Savings Notes are stated at cost plus accrued discount. Amounts issued, retired, and outstanding for Series H and HH Bonds are stated at face value.

¹² The minimum holding period has been extended from 6 to 12 months, effective with issues dated on and after February 1, 2003. Series EE and I Savings Bonds bearing issue dates prior to February 2003 retain the 6 month minimum holding period from the date of issue at which time they may be redeemed at the option of the owner.

¹³ The bonds are issued at par and semiannual interest is added to principal. Redeemable without interest during the first twelve months after issue date. Thereafter, bonds presented for payment prior to age 59-1/2 years carry a penalty except in case of death or disability or upon "roll-over" to other authorized investments.

¹⁴ Redeemable at any time effective with the 1984 Tax Reform Act. The redemption proceeds should be reported as income unless reinvested into an individual retirement plan or an employee plan qualified under Section 401 of the Internal Revenue Code.

¹⁵ Excludes \$25 million United States Notes issued prior to July 1, 1929, determined pursuant to Act of June 30, 1961, 31 U.S.C. 5119, to have been destroyed or irretrievably lost.

¹⁶ Excludes \$29 million National Bank Notes issued prior to July 1, 1929, and \$2 million Federal Reserve Bank Notes issued prior to July 1, 1929, determined pursuant to Act of June 30, 1961, 31 U.S.C. 5119 to have been destroyed or irretrievably lost.

¹⁷ Excludes \$200 million Silver Certificates issued after June 30, 1929, determined pursuant to Act of June 24, 1967, to have been destroyed or irretrievably lost.

¹⁸ Effective May 1, 1987, securities held in stripped form were eligible for reconstitution to their unstripped form.

¹⁹ The Department of the Treasury began a pilot program for the repurchase of marketable Treasury securities on March 27, 2006. In this program, Treasury invests cash not immediately needed for operations of the Government by purchasing Treasury securities under an agreement that the seller will repurchase the securities in 1 or more days. Between the start of the program and September 26, 2006, Treasury reduced the amount of Debt Subject to Limit by the par value of the Treasury securities purchased and held by Treasury under the repurchase agreements less unamortized discount on bills. Treasury has decided to stop making this adjustment during the remainder of the pilot program while further consideration is given to the most appropriate way to reflect these transactions in the reporting of debt outstanding. There were no purchase transactions on March 31, 2007.

²⁰ The interest payable date occurs every six months for each year the security is outstanding.

²¹ Includes \$32,001 million of 3 3/4% Treasury Notes Series P and \$502 million of Government Account Series which matured Saturday, March 31, 2007. Settlement day will be Monday, April 2, 2007.

GENERAL:

The outstanding balances in this statement are based upon daily cash activity reports from Federal Reserve Banks and Bureau Offices and are subject to audit and subsequent adjustments.

GIFTS TO REDUCE DEBT HELD BY THE PUBLIC:

February 2007	Fiscal Year 2007 to Date	Fiscal Year 2006
\$45,058.66	\$1,604,254.64	\$1,646,209.41

The data reported represents a one or two month lag behind the date of the Monthly Statement of the Public Debt.

* An amount of \$250,000 was erroneously deposited into the Gifts account in September 2006. The depositor requested the return of the \$250,000 in November. Since the amount should never have been recorded in the Gifts account, the month of November (Fiscal Year 2007) and Fiscal Year 2006 amounts have been adjusted by \$250,000.

MATURITIES:

^a Total Marketable consists of short-term debt (1 year and less) of \$1,033,096 million, long-term debt (greater than 1 year) of \$3,403,585 million and matured debt of \$32,106 million.

^b Total Nonmarketable consists of short-term debt (1 year and less) of \$425,400 million, long-term debt (greater than 1 year) of \$3,941,539 million and matured debt of \$13,939 million.

TAX STATUS:

^c Issued pursuant to Sec. 832(e), Internal Revenue Code of 1954.

^d The difference between the price paid for a Treasury Bill and the amount received at redemption upon maturity is treated as ordinary income. If the bill is sold before maturity, part of the difference between the holder's basis (cost) and the gain realized may be treated as capital gain and part may be treated as ordinary income. Under Section 1281 of the Internal Revenue Code, some holder of Treasury Bills are required to include currently in income a portion of the discount accruing in the taxable year.

^e Income derived from these securities is subject to all taxes now or hereafter imposed under the Internal Revenue Code of 1986, as amended.

^f These securities are exempt from all taxation now or hereafter imposed on the principal by any state or any possession of the United States or of any local taxing authority.

MONTHLY STATEMENT OF THE PUBLIC DEBT OVERVIEW

MSPD Definition

The Monthly Statement of the Public Debt (MSPD) is a report published monthly that shows the total Public Debt Outstanding for the United States of America. It lists the outstanding securities issued by the Bureau of the Public Debt, such as Savings Bonds, Treasury Bills, Notes, Bonds, and Government Account Series. The MSPD breaks down the total debt into Debt Held by the Public and Intragovernmental Holdings. This report is used by financial institutions, government agencies, and the public.

Terms Found on the MSPD

CUSIP - Committee on Uniform Security Identification Procedures. A CUSIP is a string of numbers and letters that identifies a security.

Debt Held by the Public - The Debt Held by the Public is all federal debt held by individuals, corporations, state or local governments, foreign governments, and other entities outside the United States Government less Federal Financing Bank securities. Types of securities held by the public include, but are not limited to, Treasury Bills, Notes, Bonds, TIPS, United States Savings Bonds, and State and Local Government Series securities.

Federal Financing Bank - Obligations are issued to the public by the Federal Financing Bank (FFB) to finance its operations. Obligations are limited to \$15 billion unless otherwise authorized by the Appropriations Acts. The FFB was established "to consolidate and reduce the government's cost of financing a variety of federal agencies and other borrowers whose obligations are guaranteed by the federal government." (The First Boston Corporation, *The Pink Book: Handbook of the U.S. Government & Federal Agency Securities*, 34th ed., Probus, Chicago, 1990 pp.87-88.)

Government Account Series - Intragovernmental Holdings - Portion of the debt held by government entities and invested in Government Account Series securities.

Intragovernmental Holdings - Intragovernmental Holdings are Government Account Series securities held by Government trust funds, revolving funds, and special funds; and Federal Financing Bank securities. A small amount of marketable securities are held by government accounts.

Marketable Securities - Treasury Bills, Notes, Bonds, and TIPS securities where ownership can be transferred from one person or entity to another. They can also be traded on the secondary market.

Non-Marketable Securities - Savings Bonds, Government Account Series, and State and Local Government Series securities where legal ownership cannot be transferred.

Other Debt - Other Debt is classified as Subject to the Statutory Debt Limit or Not Subject to the Statutory Debt Limit. Some of the debt classified as subject to the Statutory Debt Limit include Mortgage Guaranty Insurance Company Tax and Loss Bonds, United States Saving Stamps, Armed Forces Leave Bonds, and other securities. Some of the Debt classified as Not Subject to the Statutory Debt Limit include United States Notes, National and Federal Reserve Bank Notes assumed by the United States on Deposit of lawful money for their retirement, Silver Certificates (Act of June 24 1967), and other securities.

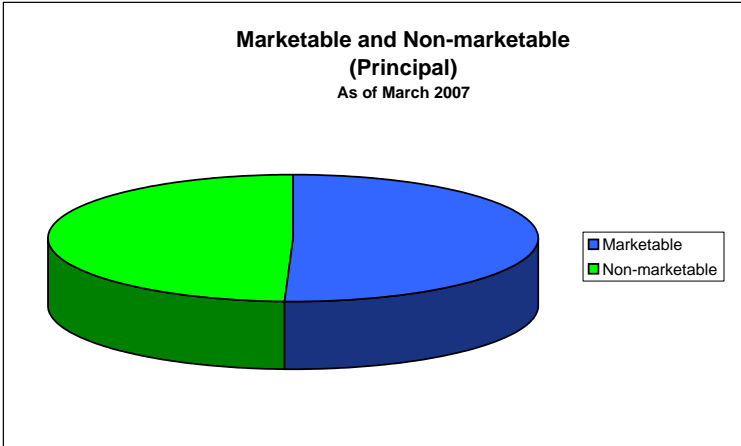
R.E.A. - Rural Electrification Authority Series securities that are issued to electric and telephone cooperatives as an investment option for unexpected loan proceeds from the REA.

Treasury Inflation-Protected Securities (TIPS) - A security that is protected against inflation. The principal balances are increased with inflation and decreased with deflation.

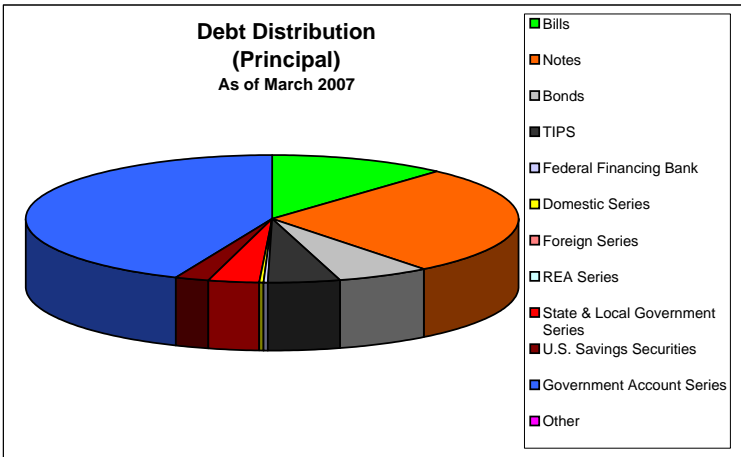
Public Debt Subject Limit - The maximum amount of money the Government is allowed to borrow without receiving additional authority from Congress. Furthermore, the Public Debt Subject to Limit is the Public Debt Outstanding adjusted for Unamortized Discount on Treasury Bills and Zero Coupon Treasury Bonds, Miscellaneous debt (very old Debt), Debt held by the Federal Financing Bank and Guaranteed Debt.

STRIPS - Separate Trading of Registered Interest and Principal of Securities. This is a security that has been stripped down into separate securities representing the principal and each interest payment. Each payment has its own identification number and can be traded individually. These securities are also known as zero-coupon bonds.

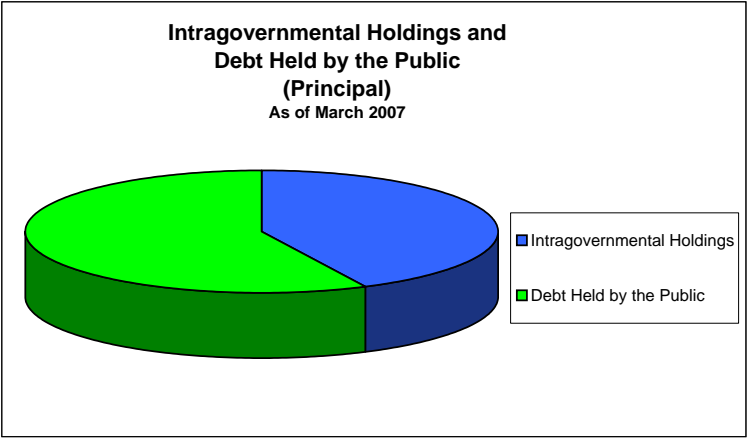
For more information, visit http://www.treasurydirect.gov/govt/resources/faq/faq_publicdebt.htm



Marketable	4,468,787	50.5%
Non-marketable	4,380,878	49.5%
Total	8,849,665	100.0%



Bills	1,033,096	11.67%
Notes	2,468,490	27.89%
Bonds	540,495	6.11%
TIPS	412,706	4.66%
Federal Financing Bank	14,000	0.16%
Domestic Series	29,995	0.34%
Foreign Series	3,486	0.04%
REA Series	1	0.00%
State & Local Government Series	281,928	3.19%
U.S. Savings Securities	200,335	2.26%
Government Account Series	3,859,248	43.61%
Other	5,886	0.07%
Total	8,849,665	100.00%



Intragovernmental Holdings	3,795,725	42.9%
Debt Held by the Public	5,053,940	57.1%
	8,849,665	100.0%